


















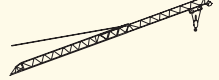

## Ausladung und Tragfähigkeit

			Außer Betrieb keine Demontage notwendig.															
7,14 m x 6,90 m		 m / kg	m / kg															
 max. 6,5 Bft (14 m/sec.)	m		9,0	10,0	12,0	14,0	16,0	18,0	20,0	22,0	24,0	26,0	<b>26,5</b>	28,0	30,0	32,0	34,0	<b>36,0</b>
	<b>36,0</b>	3,5-9,0 8000	8000	7200	5980	5090	4430	3910	3490	3140	2860	2610	2560	2410	2220	2070	1930	<b>1800</b>
	<b>26,5</b>	3,5-10,0 8000	8000	8000	6610	5640	4910	4330	3870	3490	3180	2910	<b>2850</b>					

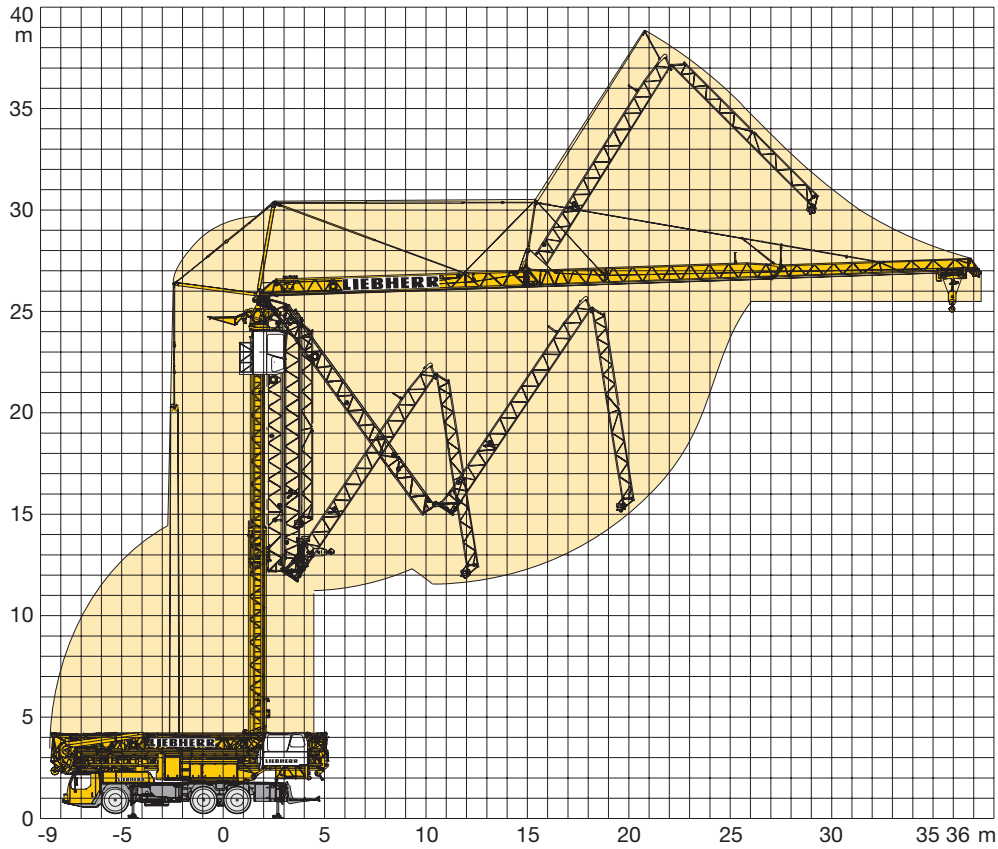
			Außer Betrieb keine Demontage notwendig.															
7,14 m x 6,90 m		 m / kg	m / kg															
 max. 8,0 Bft (20 m/sec.)	m		9,0	10,0	12,0	14,0	16,0	18,0	20,0	22,0	24,0	26,0	<b>26,5</b>	28,0	30,0	32,0	34,0	<b>36,0</b>
	<b>36,0</b>	3,5-8,3 8000	7360	6590	5450	4630	4010	3530	3140	2830	2570	2340	2290	2150	1990	1840	1710	<b>1600</b>
	<b>26,5</b>	3,5-9,4 8000	8000	7540	6230	5300	4600	4050	3620	3260	2960	2710	<b>2650</b>					

## Auslegersteilstellung

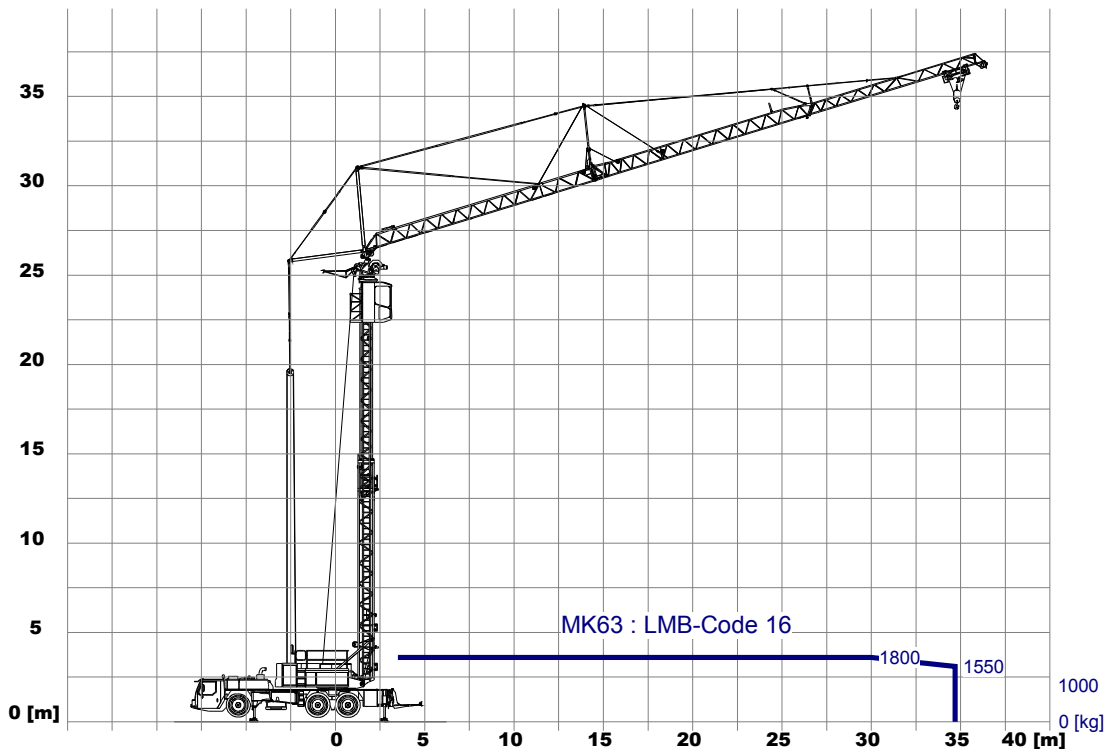
			m / kg <b>30°</b>															
7,14 m x 6,90 m		 m / kg	7,0	8,0	9,0	10,0	12,0	14,0	16,0	18,0	20,0	22,0	<b>23,1</b>	24,0	26,0	28,0	30,0	<b>31,3</b>
 max. 6,5 Bft (14 m/sec.)	m		6000	6000	5490	5070	4400	3870	3450	3100	2820	2570	2450	2370	2190	2030	1890	<b>1800</b>
	<b>36,0</b>	3,5-8,0 6000	6000	6000	5490	5070	4400	3870	3450	3100	2820	2570	2450	2370	2190	2030	1890	<b>1800</b>
	<b>26,5</b>	3,5-9,5 6000	6000	6000	6000	5750	5020	4440	3970	3590	3270	2990	<b>2850</b>					

			<b>15°</b>				<b>45°</b>					
7,14 m x 6,90 m			m				kg					
 max. 6,5 Bft (14 m/sec.)	m		m				kg					
	<b>36,0</b>		3,5 - 34,7				1800				3,5 - 25,8	1800
	<b>26,5</b>		3,5 - 25,6				1800				3,5 - 19,1	1800

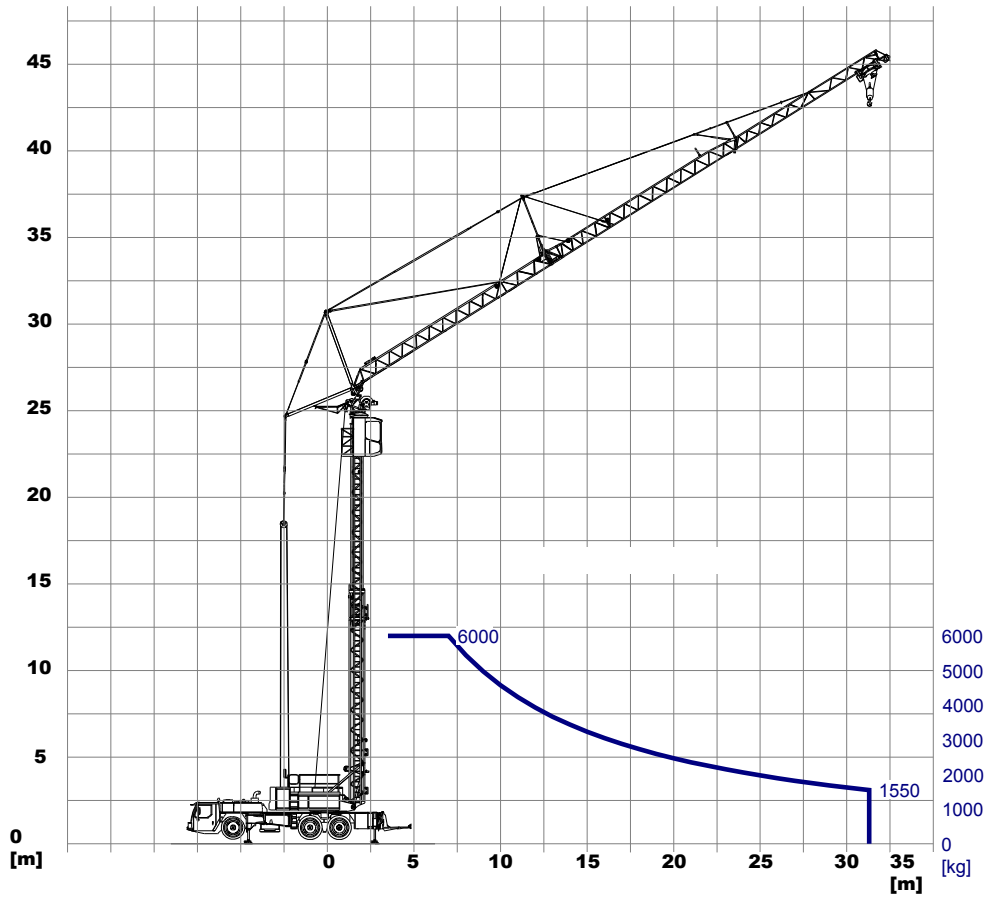
# Aufstellvorgang



## Auslegerstellung 15 Grad



**Auslegerstellung 30 Grad**



**Auslegerstellung 45 Grad**

